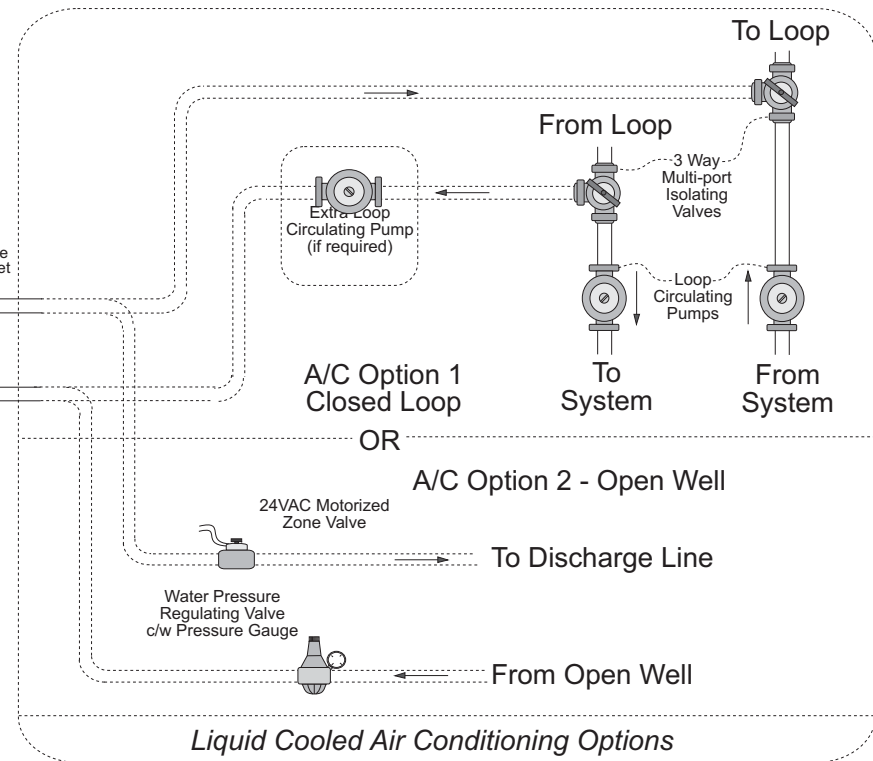
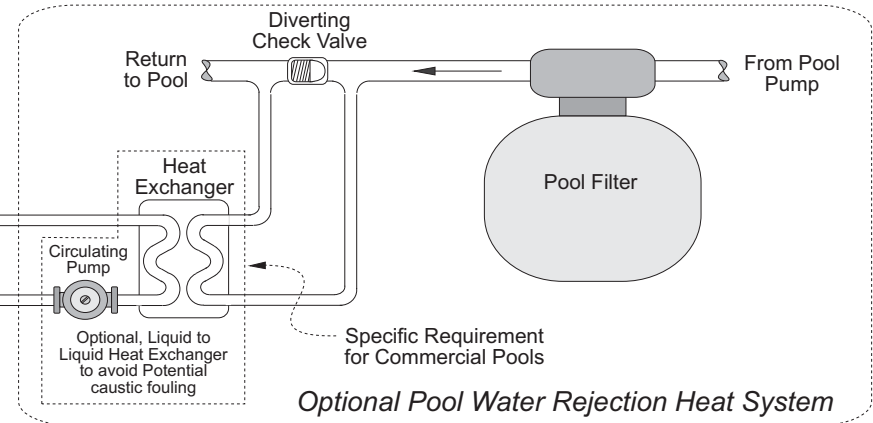
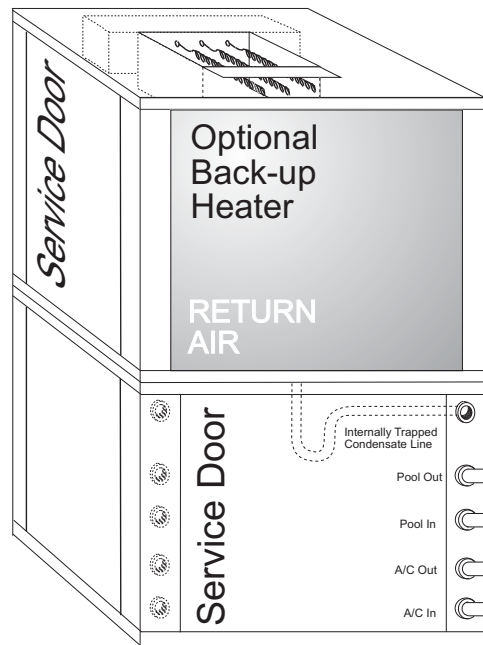


Geoflex Single Compressor  
Dehumidification System - Top Discharge  
Models - 024 to 070, Single Stage  
Models - 026 to 072, Two Stage

Abstract Illustration Only,  
Not intended as Installation Guide



## Single Compressor Dehumidification System

### Standard Features

- Service Doors Surround System
- On-Board Diagnostic Circuit Boards
- Internally Mounted Head Pressure Flow Controls
- 1" Acoustical Insulation throughout system
- Moisture Indicating Sight Glass & Filter/Drier
- Internally Trapped Condensate Drain Line
- Top or Straight through Air Discharge available

### Notes

- Dehumidification Process Heat is Recovered and Sent to the Pool Water/Pool Room Air
- Process Heat can be sent to open well, closed loop or any other Heat Recovery Opportunity.
- When system is installed in a commercial application, Secondary Heat Exchanger must be used to avoid corrosion opportunities

Geoflex Systems are designed within a modularized format to offer optimal configuration capabilities with consideration to efficiency, functionality, service & field adaption opportunities.



Note: All Geoflex Systems are CSA  
(Canadian Standards Association) Approved

GF-GD-DH-05-05-07 TD - Single Compressor  
all rights reserved © Geoflex Systems Inc. 2006  
Due to ongoing research and development Geoflex reserves the right  
to change or alter specifications and configurations without notice!

**Plant Office:**  
517 McCormick Blvd., London, Ontario N5W 4C8  
Phone: 519.488.1653 Fax: 519.913.1259  
Email: plant@geoflexsystems.com

**Administration Office:**  
#1, 301 Pakwa Pl., Saskatoon, Sk, S71 6A3  
Phone: 306.668.0090 Fax: 306.668.0049  
Email: admin@geoflexsystems.com

[www.geoflexsystems.com](http://www.geoflexsystems.com)